



COLLEGE OF PHARMACISTS OF MANITOBA

How to Stream Live Webcast Professional Development Programs

The College of Pharmacists of Manitoba (College) hosts a number of live events to support continuous professional development (PD) that enhance pharmacy practice in the province. These events are presented as live webcast programs that are recorded by the St. Boniface Hospital Research Centre (SBRC), 351 Tache Ave., Winnipeg, Manitoba, in the Samuel Cohen Auditorium. Please follow the instructions below to access live webcast programs.

To access recorded versions of past PD programs, please visit:

http://www.cphm.ca/site/pd_previous?nav=qa

Step One: Register with sbrstream.ca

Live webcast programs are hosted by SBRC on their website and you must register with sbrstream.ca to access them. If you have already registered with sbrstream.ca, please proceed to Step Two.

Registering with sbrstream.ca allows you to log-in. When you log-in to sbrstream.ca, you can participate fully in the live-streaming experience by posting comments or questions that can be shared with the speaker and the audience.

1. Visit the SBRC website: <http://www.sbrstream.ca/1.aspx>
2. Click the 'Register' tab in the upper right corner of the screen:



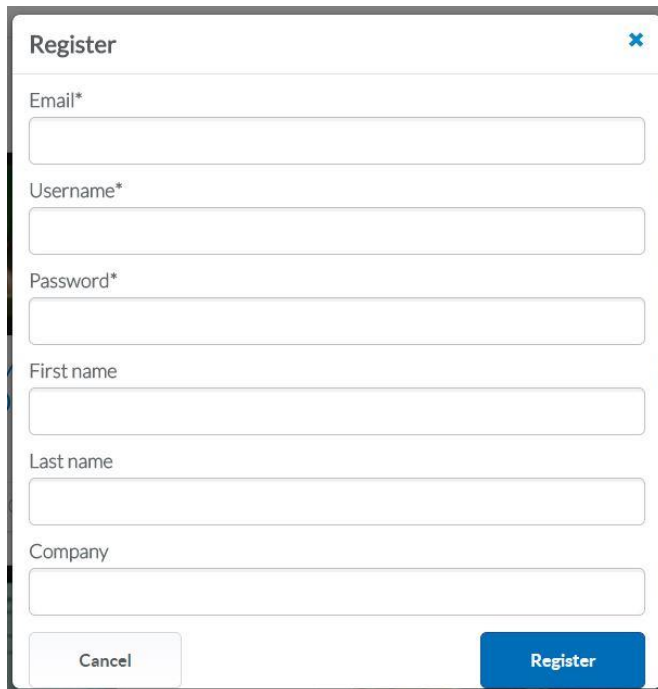
Hôpital St-Boniface Hospital
RECHERCHE • RESEARCH

Register

Log In

[Home](#) [Live Events](#) [Contact Us](#) [FAQ](#)

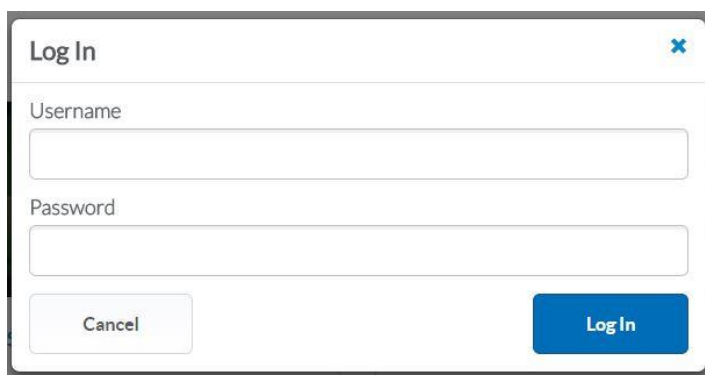

3. Fill out the pop-up registration form and click 'Register:'



A registration pop-up form titled "Register" with a close button (X) in the top right corner. The form contains the following fields: Email* (required), Username* (required), Password* (required), First name, Last name, and Company. At the bottom, there are two buttons: "Cancel" and "Register".

Step Two: Log-In to sbrcstream.ca


1. Log-in to sbrcstream.ca with the unique username and password you created when you registered:



A login pop-up form titled "Log In" with a close button (X) in the top right corner. The form contains two fields: Username and Password. At the bottom, there are two buttons: "Cancel" and "Log In".

Step Three: Open the Live Webcast Screen

Once you have logged-in to sbrstream.ca, click on the 'Live Events' tab.



During a live webcast, you have the opportunity to communicate to other participants and the speaker by sending comments “privately” or “publicly”. To direct questions to the speaker, begin your comment with the word, “Question” and send it publicly. Speakers will view and respond to questions at the end of the presentation.

If you encounter any problems during a live webcast, please review the SBRC FAQ:

<http://www.sbrstream.ca/1/page/faq.aspx>

If you cannot trouble-shoot an issue using the SBRC FAQ, please contact

Joseph Pilapil

Audio Visual Specialist, Communications & Media Services

St. Boniface Hospital Research

jpilapil@sbrc.ca